


TUDOR PARK Education Trust

West London Labour Market

ONS data 14 October 2021



What is Labour Market Information ('LMI')?

LMI is a useful tool to help research future jobs in the local area. It can include the following:



- General trends in employment/ unemployment and future jobs



- What jobs exist/ how many and in which sectors



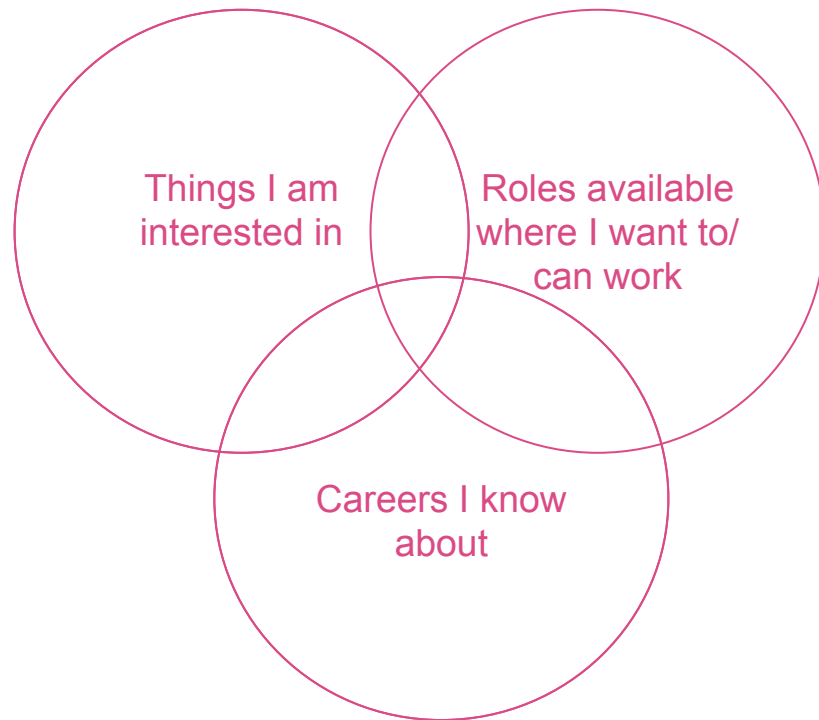
- Data can be split for the country as a whole and broken down by region



- You can obtain salary information

Why does LMI matter to me?

- You might have your idea of a dream job, but if there aren't many jobs available in that field, you might struggle to get in to that career. It is important to understand what is available and where.
- Do some research as there may be careers that you might not have considered
- Technological advancements may result in some jobs becoming obsolete, but also open new possibilities that you could be at the forefront of!
- Keep one eye on what the labour market is doing so you know where your studies could take you.



COVID 19 - Recovery

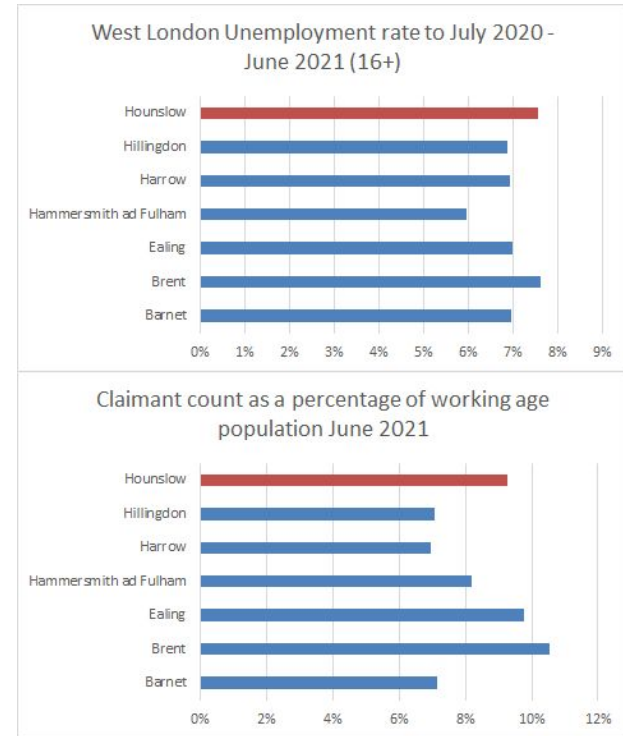
- ★ When looking at the UK as a whole, in September 2021, only **London** and Scotland had **fewer payrolled employees** than before the start of the COVID-19 pandemic.
- ★ **London** is the **furthest behind its pre-pandemic levels** but saw the largest increase between August and September 2021.
- ★ For the three months ending August 2021, the **highest unemployment rate estimate in the UK was in London (5.8%)** and the lowest was in the South West (3.4%)
- ★ This all means that London as a whole has some catching up to do, but the latest data shows that growth from Aug-Sep was strong.

Source: Office for National Statistics ('ONS') - Labour market in the regions of the UK: October 2021



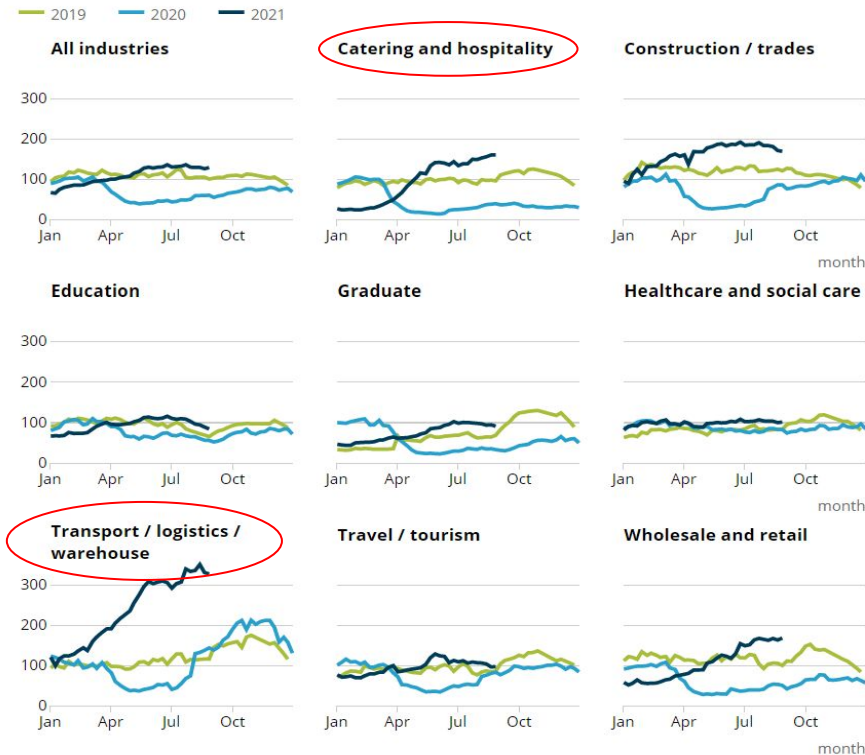
West London - unemployment

- This data from the Office for National Statistics ('ONS') shows the unemployment rates across each of the boroughs in West London and the claimant counts (i.e. those claiming unemployment related benefits).
- This is calculated by taking the number of people unemployed/ claimants as a percentage of the total working age population in each borough
- Hounslow, shown in red, has the second highest rate of unemployment and third highest claimant count in West London



Source: Office for National Statistics – LI01 Regional labour market: Local indicators for counties, local and unitary authorities

Current job vacancies (National)

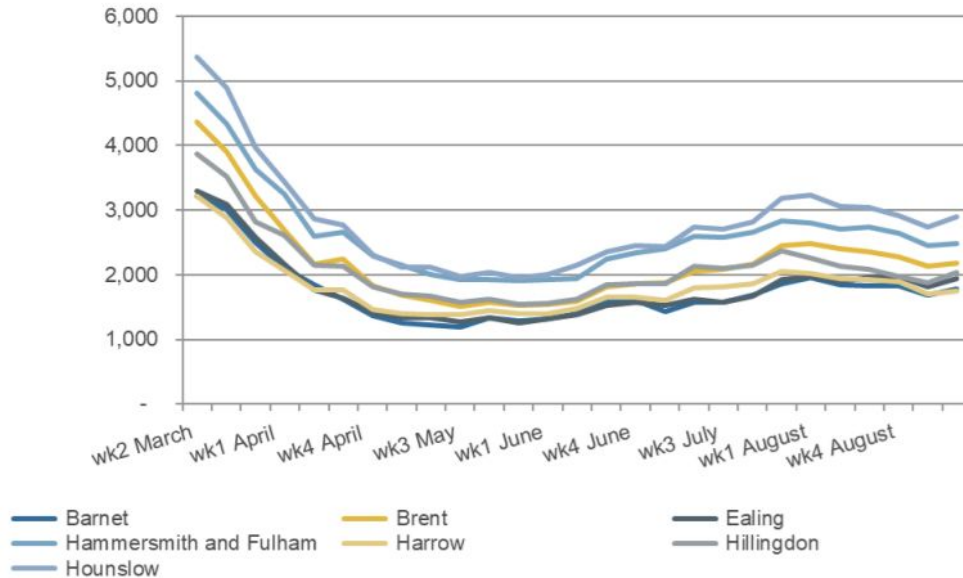


Source: Adunza

- Unemployment tells some of the story, but a good source of information on roles available is job vacancies posted.
- This data is for the whole of the UK from Jan 2019 - Sep 2021 (latest data being shown on the dark blue line).
- In 2021, the UK has seen a sharp increase in **catering & hospitality** and **transport/ logistics/ warehouse** vacancies.

Job vacancies (West London)

Figure 4.2: Number of vacancies from March wk 2 by borough

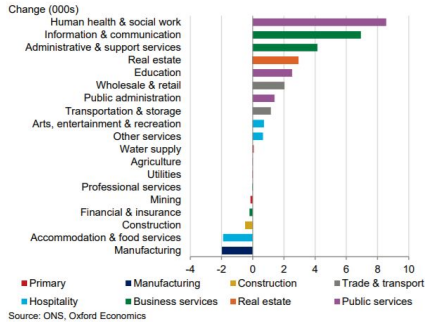


Source: IES analysis of Adzuna vacancy data

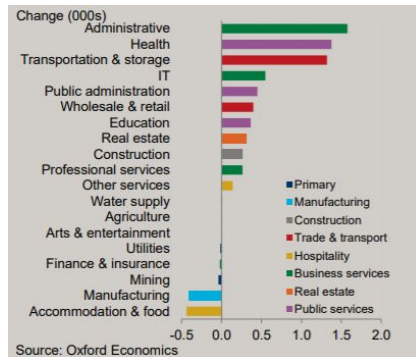
- This data shows specific vacancies by sector in West London (data only available up to August 2020)
- In the West London Area, job types such as **maintenance, logistics/warehousing** and **trade/construction** had noticeably increased. This aligns with the rest of the UK on the previous slide.
- Other sectors with increase in vacancies up to August 2020 were **travel, property, design and energy**.

Projected job growth by sector (2019-2025)

WLA



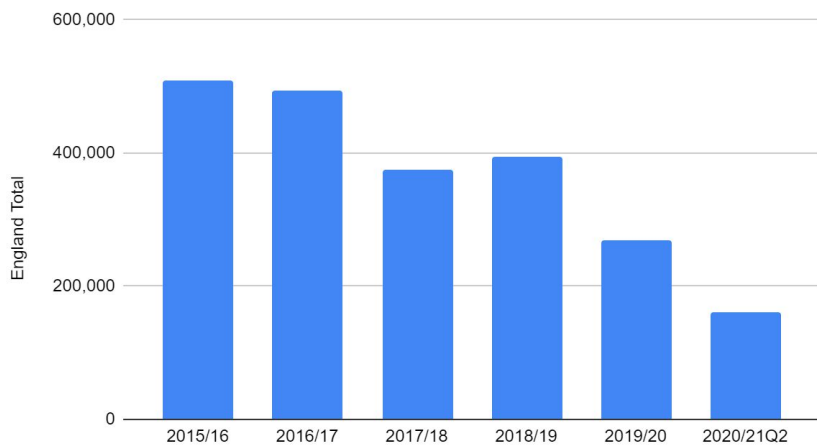
Hounslow



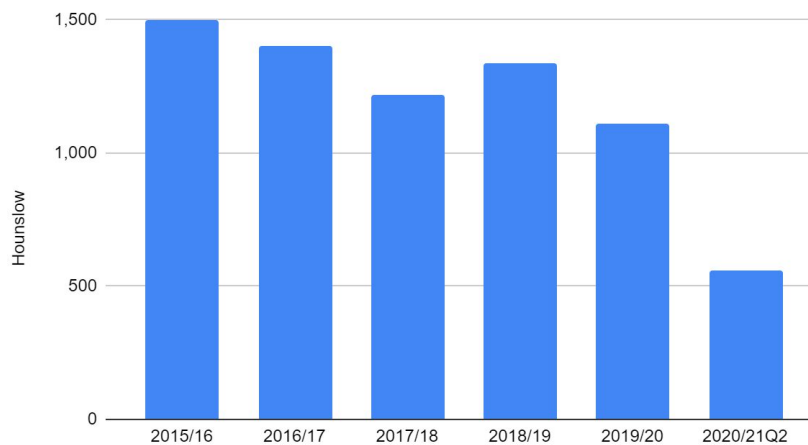
- These graphs show the projected growth by sector for West London and Hounslow. This is really useful information to understand what roles are expected to be available when you finish your studies.
- The sectors with highest growth in Hounslow will be in the information & communication sector with business administration also contributing significantly to job growth in the area.
- What does this mean for you?
- Do your current studies lead to jobs in these high growth sectors?
- Will you be willing to travel for work?
- Remember to think about hidden roles (for example you might be studying creative media and companies that are experiencing growth may have roles that require those skills/ qualifications even if it is not their main business).

Apprenticeship Roles

England Apprenticeship Starts 2015 - 2021 Q2



Hounslow Apprenticeship Starts 2015 - 2021 Q2



- The dates shown in these graphs refer to tax years. 2015/16 is data from 6 April 2015 up to 5 April 2016.
- The graphs show that the apprenticeship starts during 2019/20 significantly fell in the UK as a whole and across Hounslow, likely to be due to the COVID-19 pandemic.
- Data for 2020/21 is only for the first 6 months (i.e. half the year) so it looks as though apprenticeship starts increased from 2019/20 to 2020/21.
- The sector with highest apprenticeship starts in the UK and in Hounslow is **business, administration and law**.

Skills gap

- ★ The skills gap is the difference between the skills a company/ economy needs or expects to need and the skills of the current workforce
- ★ Companies have been surveyed and noted that the following skills will be needed:
 - Basic/ soft skills as we recover from pandemic:
 - problem solving,
 - creativity, team work,
 - adaptability and resilience
 - Other skills expected to be required:
 - digital skills,
 - customer services,
 - health & safety,
 - security and
 - data analytics
 - knowledge of how an organisation works



What do I need to do now?

- ★ Think about what you want from your future career
- ★ Use the [careersometer](#) and [skillsometer](#) to help you
- ★ Make sure you use the resources and opportunities available to develop your soft skills (like the professional competencies and Upskill Me for Logic students)
- ★ Get as much work experience (virtual and in person) as you can
- ★ Keep up to date with LMI so you know where your studies could take you

